

Scaled data based on original data using
LM-79-08 Approved Method: Electrical and Photometric Measurements of Solid-
State Lighting Products

Test Report Prepared for
Cooper Lighting Solutions
(formerly Eaton)

Brand: McGRAW-EDISON

Report Number: P944200

Luminaire Tested: **GALN-SB9A-750-U-5WQ**

Issue Date: 1/21/2025

Test Information

Test Method: LM-79-08
Report Number: P944200
TEST IS SCALED FROM IESNA LM-79-08 TEST DATA (G2-2405-108-1)
Test Lab: INNOVATION CENTER
Issue Date: 1/21/2025
Manufacturer: COOPER LIGHTING SOLUTIONS (FORMERLY EATON)
Product Line: McGRAW-EDISON
Catalog Number: GALN-SB9A-750-U-5WQ
Description: GALLEON AREA AND ROADWAY HIGH DENSITY LED LUMINAIRE
(9) 70 CRI, 5000K, 350mA LIGHTSQUARES WITH 26 LEDS EACH AND TYPE V WIDE OPTICS
Light Source: -
Ballast/Driver: -

Summary

Lumens per Lamp: N/A
Luminaire Lumens: 43724 lumens
Efficiency: N/A
Efficacy: 171.1 lumens/watt
Luminous Opening: Rectangular (W 1.5' x L: 1.5' x H: 0')
IES Classification: Type V - Short
BUG Rating: B5 - U0 - G5

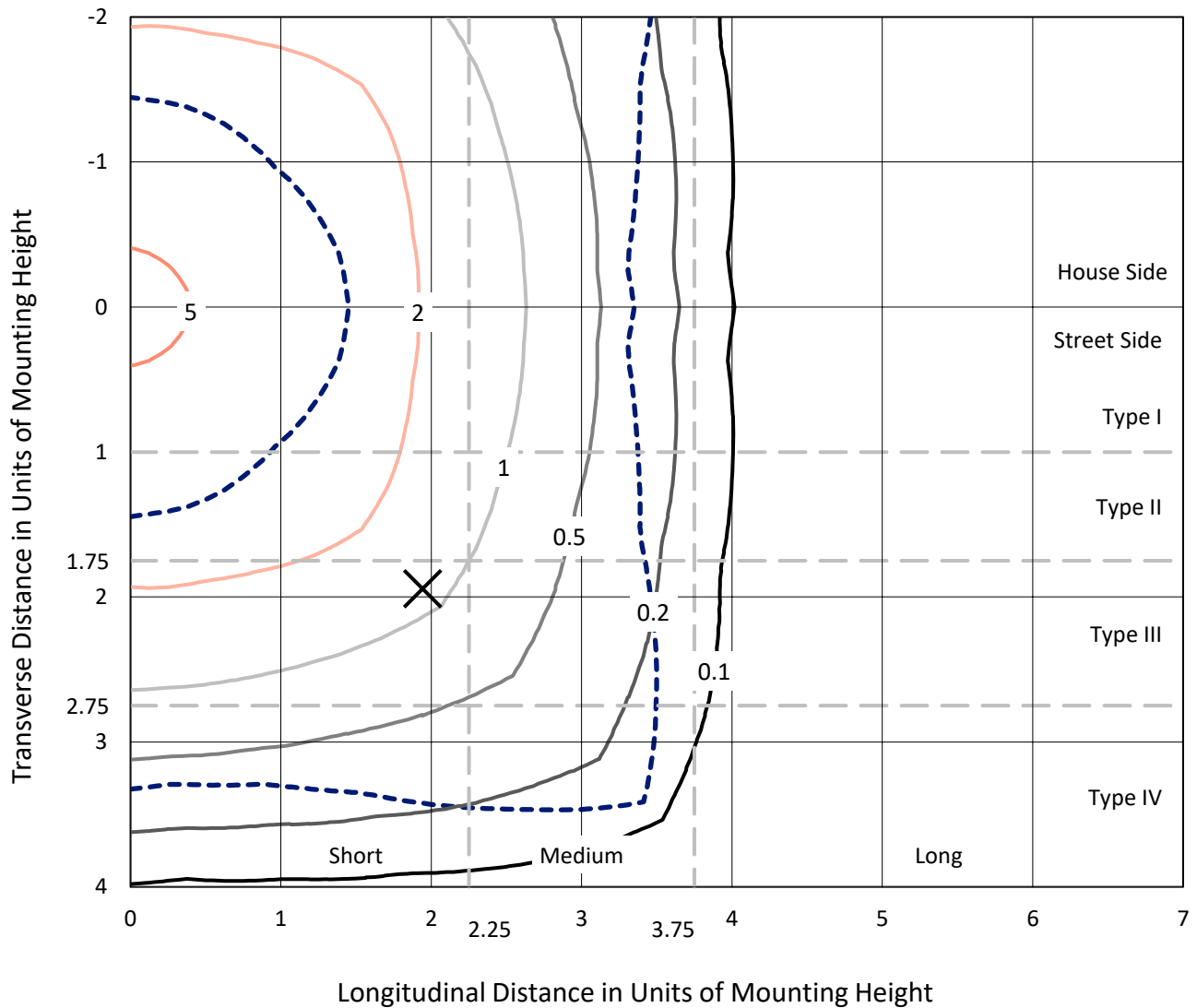
Input Watts (W): 255.5
Input Voltage (V): NR
Input Current (Ain): NR
Voltage Rise (V): NR
Power Factor: NR
Total Harmonic Distortion (THDi): NR
Frequency (hertz): 60
Stabilization Time: NR
Operation Time: NR
Ambient Temperature (°C): NR
Test Distance: 24 FT



REPORT NUMBER: P944200
 CATALOG NUMBER: GALN-SB9A-750-U-5WQ

Iso-Footcandle Lines of Horizontal Illumination

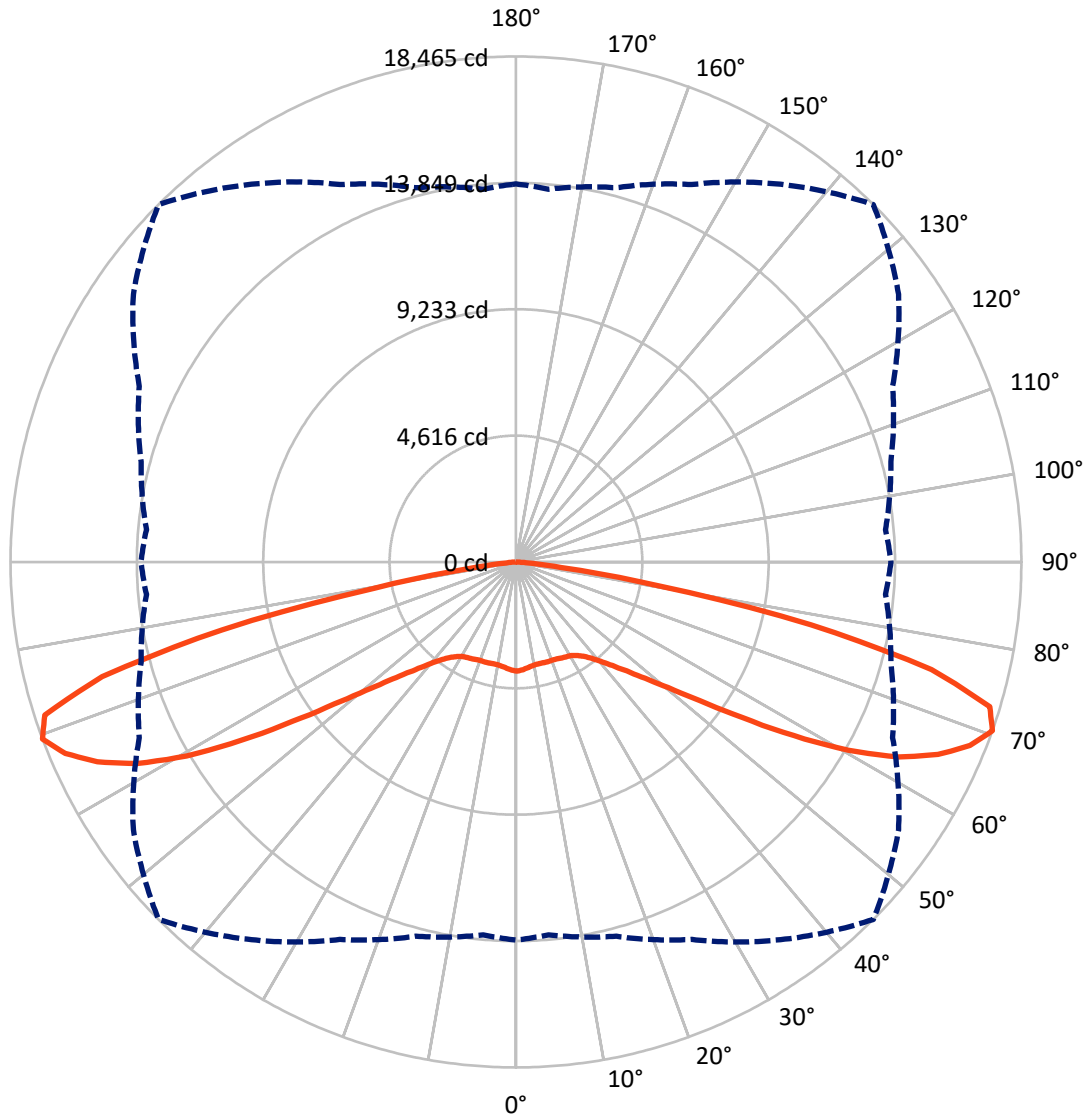
✕ Max cd
 - - - 1/2 Max cd



Based on 25 foot mounting height. Maximum calculated value = 6.4 fc
 Type V - Short - N/A

REPORT NUMBER: P944200
CATALOG NUMBER: GALN-SB9A-750-U-5WQ

Luminous Intensity Polar Plot



— Vertical Plane Through 45-Deg Lateral - - - Horizontal Cone Through 70-Deg Vertical

REPORT NUMBER: P944200

CATALOG NUMBER: GALN-SB9A-750-U-5WQ

FLUX DISTRIBUTION:

		Downward	Upward	Total
House Side	Lumens	21862.0	0.0	21862.0
	% Fixture	50.0	0.0	50.0
Street Side	Lumens	21862.0	0.0	21862.0
	% Fixture	50.0	0.0	50.0
Total	Lumens	43724.0	0.0	43724.0
	% Fixture	100.0	0.0	100.0

ZONAL LUMENS:

Zone	Lumens	% Fixture
0°-10°	371.0	0.8
10°-20°	1089.4	2.5
20°-30°	1813.0	4.1
30°-40°	2741.7	6.3
40°-50°	4556.1	10.4
50°-60°	8597.2	19.7
60°-70°	14516.8	33.2
70°-80°	9539.0	21.8
80°-90°	499.8	1.1
90°-100°	0.0	0.0
100°-110°	0.0	0.0
110°-120°	0.0	0.0
120°-130°	0.0	0.0
130°-140°	0.0	0.0
140°-150°	0.0	0.0
150°-160°	0.0	0.0
160°-170°	0.0	0.0
170°-180°	0.0	0.0
0°-90°	43724.0	100.0
0°-180°	43724.0	100.0

Coefficient of Utilization



REPORT NUMBER: P944200

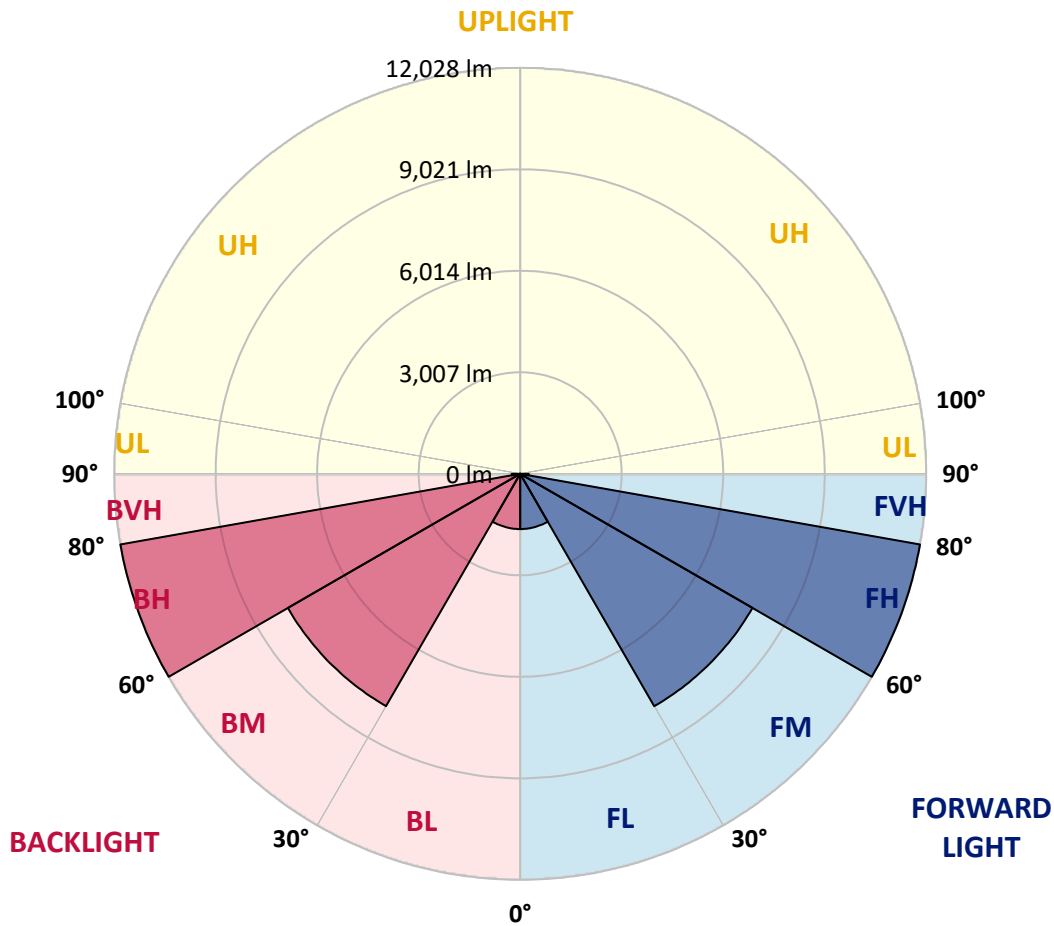
CATALOG NUMBER: GALN-SB9A-750-U-5WQ

LUMINAIRE CLASSIFICATION SYSTEM LUMEN TABLE AND BUG RATING:

Zone	Lumens	% Fixture	Zone Rating/Lumen Limit		
			B	U	G
FL (0°-30°)	1636.7	3.7			
FM (30°-60°)	7947.5	18.2			
FH (60°-80°)	12027.9	27.5			G5
FVH (80°-90°)	249.9	0.6			G3/500
BL (0°-30°)	1636.7	3.7	B3/2500		
BM (30°-60°)	7947.5	18.2	B4/8500		
BH (60°-80°)	12027.9	27.5	B5		G5
BVH (80°-90°)	249.9	0.6			G3/500
UL (90°-100°)	0.0	0.0		U0/0	
UH (100°-180°)	0.0	0.0		U0/0	

BUG Rating: B5-U0-G5

Type V Short



REPORT NUMBER: P944200

CATALOG NUMBER: GALN-SB9A-750-U-5WQ

CANDELA DISTRIBUTION (FULL):

	0°	5°	15°	25°	35°	45°	55°	65°	75°	85°
0°	3988.5	3988.5	3988.5	3988.5	3988.5	3988.5	3988.5	3988.5	3988.5	3988.5
2.5°	3963.5	3974.9	3970.3	3961.2	3961.2	3954.4	3961.2	3965.8	3972.6	3977.1
5°	3911.2	3920.3	3918.1	3911.2	3913.5	3906.7	3911.2	3918.1	3922.6	3924.9
7.5°	3865.8	3874.9	3870.3	3859.0	3859.0	3852.1	3854.4	3861.2	3868.1	3870.3
10°	3854.4	3863.5	3849.9	3831.7	3824.9	3815.8	3818.1	3824.9	3838.5	3845.3
12.5°	3859.0	3865.8	3852.1	3824.9	3818.1	3809.0	3809.0	3815.8	3834.0	3843.1
15°	3872.6	3879.4	3859.0	3829.4	3822.6	3815.8	3813.5	3822.6	3843.1	3859.0
17.5°	3897.6	3904.4	3872.6	3831.7	3822.6	3824.9	3822.6	3829.4	3861.2	3890.8
20°	3920.3	3924.9	3881.7	3831.7	3822.6	3824.9	3822.6	3836.2	3877.1	3918.1
22.5°	3927.1	3931.7	3890.8	3847.6	3840.8	3843.1	3840.8	3854.4	3893.1	3934.0
25°	3929.4	3936.2	3904.4	3870.3	3881.7	3886.2	3881.7	3884.0	3913.5	3949.9
27.5°	3963.5	3972.6	3943.1	3913.5	3920.3	3918.1	3924.9	3931.7	3954.4	3990.8
30°	4034.0	4040.8	4015.8	3986.2	3981.7	3965.8	3986.2	4009.0	4034.0	4065.8
32.5°	4149.9	4163.5	4131.7	4099.9	4079.4	4070.3	4086.2	4124.9	4159.0	4193.0
35°	4343.0	4352.1	4322.6	4263.5	4227.1	4227.1	4240.8	4290.8	4345.3	4388.5
37.5°	4615.8	4627.1	4574.9	4504.4	4449.9	4449.9	4468.0	4520.3	4602.1	4663.5
40°	4947.6	4963.5	4897.6	4824.8	4772.6	4763.5	4786.2	4845.3	4922.6	4999.8
42.5°	5347.6	5365.7	5279.4	5215.7	5174.8	5174.8	5186.2	5240.7	5311.2	5406.6
45°	5858.9	5890.7	5772.5	5708.9	5670.3	5679.4	5686.2	5733.9	5797.5	5906.6
47.5°	6468.0	6499.8	6374.8	6308.9	6302.1	6345.3	6318.0	6352.1	6386.2	6511.2
50°	7158.9	7213.4	7127.0	7122.5	7136.1	7215.7	7152.0	7170.2	7131.6	7211.1
52.5°	8004.3	8083.8	8067.9	8095.2	8247.5	8411.1	8265.6	8202.0	8056.6	8081.6
55°	9029.3	9149.7	9172.4	9336.1	9681.5	10015.6	9706.5	9449.7	9140.6	9083.8
57.5°	10195.1	10290.6	10399.7	10733.7	11379.2	11972.3	11379.2	10811.0	10324.7	10208.8
60°	11449.6	11567.8	11672.4	12165.5	13124.6	13958.6	13106.4	12204.2	11561.0	11404.2
62.5°	12797.3	12949.6	13022.3	13570.0	14688.2	15683.6	14704.1	13610.9	12897.3	12729.1
65°	14090.5	14215.5	14297.3	14881.3	15949.5	16947.2	16022.2	14945.0	14210.9	13990.5
67.5°	14692.7	14760.9	14960.9	15622.2	16749.5	17888.1	16940.4	15692.7	14872.3	14485.9
70°	13810.9	13672.3	14154.1	15213.2	16844.9	18465.3	17063.1	15181.3	14176.8	13549.6
72.5°	10672.4	10433.8	11270.1	13081.4	15754.0	18097.1	15863.1	13183.7	11790.5	10517.8
75°	5806.6	5536.2	6690.7	8981.5	12563.2	15685.9	12851.9	9238.3	7449.8	5763.5
77.5°	1638.6	1536.3	2468.1	4345.3	7556.6	11013.3	7847.5	4440.8	2927.2	1736.3
80°	502.3	486.3	659.1	1309.0	3209.0	5274.8	3084.0	1325.0	838.6	529.5
82.5°	297.7	272.7	327.3	477.3	818.2	1656.8	795.4	497.7	400.0	268.2
85°	170.4	159.1	193.2	231.8	275.0	352.3	229.5	236.4	213.6	143.2
87.5°	70.5	63.6	75.0	72.7	63.6	81.8	61.4	72.7	86.4	56.8
90°	0.0	0.0	0.0	0.0	0.0	0.0	0.0	0.0	0.0	0.0

(END C

90°
3988.5
3974.9
3924.9
3870.3
3845.3
3845.3
3861.2
3890.8
3920.3
3934.0
3947.6
3981.7
4059.0
4179.4
4372.6
4640.8
4974.8
5399.8
5902.1
6474.8
7163.4
7997.5
8995.2
10126.9
11267.8
12592.8
13881.4
14490.4
13699.6
10833.7
6138.4
1929.5
559.1
290.9
150.0
52.3
0.0

OF REPORT)